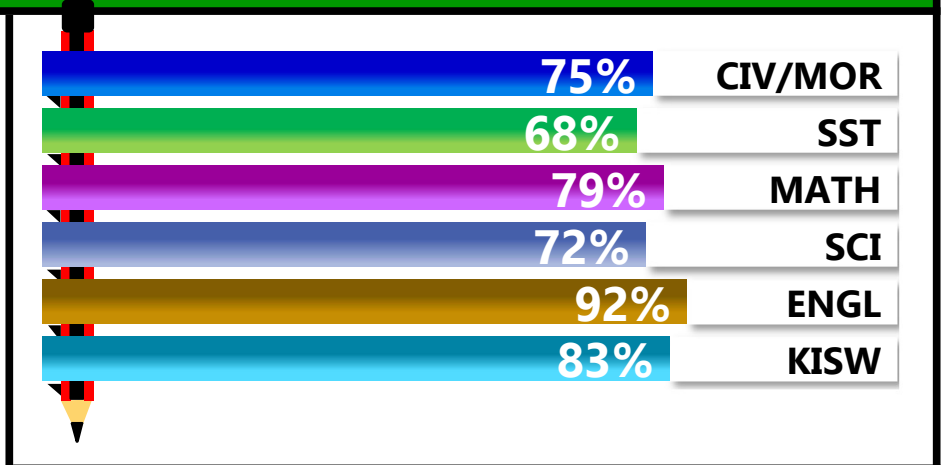


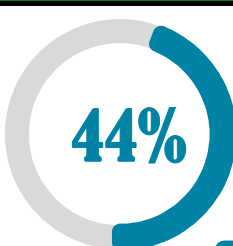



		<h1>FOUNTAIN OF JOY</h1>			
REGION: DAR ES SALAAM		SCHOOL AVERAGE	234.4	OVERALL GRADE	
DISTRICT: UBUNGO				CATEGORY	
				ABOVE 40	

SUBJECT PERFORMANCE ANALYSIS

SUBJECT NAME	AVG	%	RNK
ENGLISH	46.0	92%	1
KISWAHILI	41.3	83%	2
MATHEMATICS	39.7	79%	3
CIVIC & MORAL	37.4	75%	4
SCIENCE	36.0	72%	5
SOCIAL STUDIES	34.1	68%	6
BOYS/GIRLS PASS RATE	STD	AVG	%
BOYS	64	0.44	44%
GIRLS	83	0.56	56%



GRADE ANALYSIS SUMMARY					
SUBJECT NAME/GRADE	A	B	C	D	E
MATHEMATICS	79	51	17	0	0
KISWAHILI	99	47	1	0	0
ENGLISH	137	10	0	0	0
SCIENCE	39	81	27	0	0
SOCIAL STUDIES	32	70	37	8	0
CIVIC AND MORAL	53	71	22	0	0
OVERALL GRADE ANALYSIS	NO.	SEATED	%		
A	66	147	45%		
B	77		52%		
C	4		3%		
D	0	0	0%		
E	0		0%		

BOYS VS GIRLS PASSRATE (%)		
 44%	VS	 56%
 BOYS		 GIRLS
OVERALL PERFORMANCE ANALYSIS		
REGISTERED	147	100%
SEATED	147	100%
ABSENTEES	0	0%
PASSED	147	100%
FAILED	0	0%

INDEX	NAME	SEX	MATHEMATICS		KISWAHILI		ENGLISH		SCIENCE		SOCIAL STUDIES		CIVIC & MORAL		TOTAL	AVERAGE	OVERALL GRADE	SCH POSITION	OVERALL POSITION
1	HERMAN HEAVENLIGHT MTUI	M	50	A	41	A	49	A	46	A	46	A	45	A	277	46	A	1.5	75
2	REHEMA KITEMBO SALUM	F	50	A	45	A	48	A	45	A	45	A	44	A	277	46	A	1.5	75
3	EVA SEBASTIAN CHENGULA	F	47	A	47	A	49	A	45	A	41	A	46	A	275	46	A	3	117
4	HERI HAROLD MWANDAMBO	M	49	A	46	A	49	A	46	A	42	A	42	A	274	46	A	4.5	146
5	JONAS FABIAN MWALONGO	M	48	A	43	A	49	A	45	A	45	A	44	A	274	46	A	4.5	146
6	JACKSON JOEL NKWABI	M	49	A	44	A	48	A	40	B	46	A	46	A	273	46	A	6.5	178
7	JOHAN EMMANUEL CHACHA	M	49	A	43	A	49	A	42	A	45	A	45	A	273	46	A	6.5	178
8	IRENE ABEL MINJA	F	46	A	41	A	49	A	44	A	45	A	47	A	272	45	A	8	217.5
9	GABRIEL GASPER NONDI	M	50	A	42	A	48	A	44	A	42	A	44	A	270	45	A	9	321
10	CHARLES ABDALLAH MSANGI	M	49	A	44	A	47	A	42	A	45	A	42	A	269	45	A	10	366
11	ANGELA GASPER NGALU	F	44	A	43	A	49	A	43	A	45	A	44	A	268	45	A	12	409
12	HILLARY GODFREY MKWE	F	49	A	45	A	45	A	39	B	43	A	47	A	268	45	A	12	409
13	ROLEEN AUZEBIO KIVAMBA	F	48	A	44	A	49	A	40	B	44	A	43	A	268	45	A	12	409
14	COLLIN WALTER MARIKI	M	44	A	45	A	49	A	43	A	42	A	44	A	267	45	A	16	453.5
15	VICTOR COSTANTINE NYAMBAJO	M	45	A	43	A	47	A	42	A	44	A	46	A	267	45	A	16	453.5
16	DOREEN DENIS MWANGAMA	F	47	A	44	A	44	A	45	A	44	A	43	A	267	45	A	16	453.5
17	PATRICIA ROBERT KINDOLI	F	45	A	40	B	47	A	48	A	41	A	46	A	267	45	A	16	453.5
18	HERMAN COSMAS PERA	M	45	A	45	A	49	A	43	A	43	A	41	A	266	44	A	19	497
19	KHAIRAT ABDALLAH KILUA	F	47	A	45	A	47	A	45	A	42	A	40	B	266	44	A	19	497
20	PAULYN JIMMY MAYENGO	F	44	A	39	B	49	A	43	A	45	A	44	A	264	44	A	20	599.5
21	ESTER CHAZI RWAKANADI	F	44	A	44	A	50	A	39	B	42	A	44	A	263	44	A	22	642.5
22	MYLEEN SAMORA MACRICE	F	44	A	44	A	49	A	39	B	45	A	42	A	263	44	A	22	642.5
23	HEROINE ENOCK MGONJA	F	49	A	42	A	49	A	42	A	35	B	45	A	262	44	A	24	696.5

INDEX	NAME	SEX	MATHEMATICS		KISWAHILI		ENGLISH		SCIENCE		SOCIAL STUDIES		CIVIC & MORAL		TOTAL	AVERAGE	OVERALL GRADE	SCH POSITION	OVERALL POSITION
24	IMELDA PETER MAGAKA	F	48	A	42	A	49	A	38	B	42	A	43	A	262	44	A	24	696.5
25	MARY RAPHAEL KISOKA	F	38	B	45	A	49	A	44	A	45	A	41	A	262	44	A	24	696.5
26	MELVIN ANDREW MGUNDA	M	48	A	42	A	47	A	45	A	42	A	37	B	261	44	A	26	757.5
27	IVAN GIAN SABAS	M	45	A	46	A	49	A	41	A	38	B	41	A	260	43	A	27	809.5
28	ANGEL MATHIAS MNZAVA	F	46	A	42	A	49	A	41	A	41	A	40	B	259	43	A	28	860.5
29	AMANI EMMANUEL NGOINDE	M	44	A	44	A	48	A	39	B	41	A	42	A	258	43	A	29	921.5
30	HASNEIN SOUD JUMBE	M	46	A	42	A	47	A	40	B	37	B	45	A	257	43	A	31	985.5
31	SOZI SAMUEL MPONEZYA	F	43	A	43	A	46	A	39	B	43	A	43	A	257	43	A	31	985.5
32	EMMANUEL ELIAS MAIGE	M	42	A	42	A	49	A	41	A	40	B	42	A	256	43	A	32	1042.5
33	AMIRI WISE FUNGO	M	41	A	44	A	49	A	41	A	39	B	41	A	255	43	A	37	1097
34	DAVID FILBERT MAMBO	M	41	A	44	A	49	A	44	A	34	B	43	A	255	43	A	37	1097
35	DEVIS RAYMOND KINANDA	M	41	A	44	A	48	A	45	A	32	B	45	A	255	43	A	37	1097
36	DYNESS DENNIS RUGEYAMU	F	46	A	40	B	49	A	40	B	40	B	40	B	255	43	A	37	1097
37	FELICITY VICENT MNYANYIKA	F	43	A	43	A	48	A	33	B	40	B	48	A	255	43	A	37	1097
38	JENIFER MALECELA MAKUYA	F	44	A	43	A	48	A	45	A	32	B	43	A	255	43	A	37	1097
39	KESIA JAVAN BWAI	F	47	A	43	A	48	A	41	A	37	B	39	B	255	43	A	37	1097
40	PRISCILLA ABRAHAM MAYENJE	F	42	A	43	A	46	A	41	A	41	A	42	A	255	43	A	37	1097
41	KEGAN ALBERT MUSHI	M	47	A	42	A	49	A	37	B	42	A	37	B	254	42	A	42	1157
42	SOSPETER ZEPHANIA CHACHA	M	41	A	46	A	45	A	41	A	38	B	43	A	254	42	A	42	1157
43	GLORIA KALUNGI HENRIKO	F	45	A	45	A	48	A	39	B	39	B	38	B	254	42	A	42	1157
44	ALLAN EMMANUEL KIWIA	M	45	A	42	A	46	A	46	A	34	B	39	B	252	42	A	46	1289
45	BUHARI JAMAL MRUMA	M	46	A	43	A	49	A	37	B	40	B	37	B	252	42	A	46	1289

INDEX	NAME	SEX	MATHEMATICS		KISWAHILI		ENGLISH		SCIENCE		SOCIAL STUDIES		CIVIC & MORAL		TOTAL	AVERAGE	OVERALL GRADE	SCH POSITION	OVERALL POSITION
46	NIZAR RAMADHANI MGANGA	M	42	A	41	A	48	A	36	B	40	B	45	A	252	42	A	46	1289
47	CAREEN SIGSBERT KAVISHE	F	44	A	41	A	48	A	37	B	39	B	43	A	252	42	A	46	1289
48	GODLOVE FRANCIS SANGA	M	41	A	44	A	47	A	36	B	40	B	42	A	250	42	A	51	1418
49	HANSEN FELIX ALOYS	M	46	A	39	B	48	A	39	B	39	B	39	B	250	42	A	51	1418
50	ANGEL PAUL MOSHY	F	42	A	46	A	45	A	41	A	36	B	40	B	250	42	A	51	1418
51	IMMACULATA ROBI MARWA	F	42	A	43	A	49	A	41	A	37	B	38	B	250	42	A	51	1418
52	NORINE WILSON MMBAGA	F	44	A	43	A	47	A	42	A	35	B	39	B	250	42	A	51	1418
53	RAHMA RASHID MNJEJA	F	46	A	42	A	45	A	35	B	39	B	43	A	250	42	A	51	1418
54	ALVIN EMMANUEL DIMOSO	M	43	A	44	A	47	A	35	B	37	B	43	A	249	42	A	55	1483.5
55	DEBORA ABSALUM SANGA	F	47	A	41	A	47	A	35	B	41	A	38	B	249	42	A	55	1483.5
56	SYLVIA MAKUNGU MWANZALIMA	F	46	A	44	A	49	A	39	B	36	B	34	B	248	41	A	56	1548
57	GLORY FIDELIS SHANG'WE	F	44	A	41	A	44	A	35	B	37	B	46	A	247	41	A	58	1613
58	HAPPYJUDITH PAUL SHAYO	F	45	A	42	A	44	A	42	A	37	B	37	B	247	41	A	58	1613
59	VANESSA GODFREY KOMBA	F	39	B	41	A	46	A	42	A	37	B	42	A	247	41	A	58	1613
60	ALLY AHMED KITARA	M	43	A	42	A	47	A	42	A	35	B	37	B	246	41	A	60	1676
61	JONESSA LAWRENCE NKYA	F	47	A	43	A	49	A	35	B	32	B	39	B	245	41	A	62	1741
62	RAHMA RAMADHAN MPIMBI	F	38	B	42	A	47	A	36	B	39	B	43	A	245	41	A	62	1741
63	ERICA GODWIN MAHIMBO	F	47	A	43	A	44	A	36	B	33	B	41	A	244	41	A	64	1805
64	PEACE MKUNDE KESSY	F	45	A	43	A	49	A	32	B	37	B	38	B	244	41	A	64	1805
65	GERADI AUDIFAS SHAO	M	47	A	40	B	44	A	40	B	30	C	42	A	243	41	A	66	1866
66	GLORY ALLY KIWENGE	F	42	A	44	A	49	A	38	B	28	C	42	A	243	41	A	66	1866
67	ELISHA ANTELO SANGA	M	43	A	39	B	49	A	36	B	33	B	42	A	242	40	B	68	1935

INDEX	NAME	SEX	MATHEMATICS		KISWAHILI		ENGLISH		SCIENCE		SOCIAL STUDIES		CIVIC & MORAL		TOTAL	AVERAGE	OVERALL GRADE	SCH POSITION	OVERALL POSITION
68	JAMES JUSTICE KANJU	M	49	A	40	B	43	A	38	B	37	B	35	B	242	40	B	68	1935
69	TUNTULE HERINI MHINA	F	44	A	41	A	49	A	39	B	33	B	36	B	242	40	B	68	1935
70	NELSON AMOS MFINANGA	M	38	B	44	A	45	A	36	B	37	B	41	A	241	40	B	71	2006.5
71	WALLEN TUMSIIME KELVIN	M	44	A	43	A	49	A	36	B	33	B	36	B	241	40	B	71	2006.5
72	MAGRETH YUDA MASSAWE	F	39	B	41	A	47	A	37	B	35	B	42	A	241	40	B	71	2006.5
73	ANOLD CAROL SWAI	M	41	A	44	A	48	A	36	B	29	C	42	A	240	40	B	74	2076
74	DANIEL IBRAHIM AYOUB	M	41	A	39	B	45	A	34	B	39	B	42	A	240	40	B	74	2076
75	ELVIRA JOSEPH ISHENGOMA	F	44	A	43	A	45	A	35	B	37	B	36	B	240	40	B	74	2076
76	LINA PROSPER MASSAWE	F	42	A	41	A	46	A	40	B	37	B	33	B	239	40	B	76	2147.5
77	COLLIN MAJEBELE CHIKWAKARA	M	33	B	40	B	48	A	42	A	40	B	35	B	238	40	B	77	2213
78	HADIJA MASOUD KIYOMBE	F	39	B	42	A	47	A	35	B	34	B	40	B	237	40	B	78	2276.5
79	CAREEN CHRISPINI MICHAEL	F	46	A	40	B	47	A	36	B	29	C	38	B	236	39	B	79	2347
80	FELISTER BAHATI RUSAGAZA	F	40	B	41	A	44	A	35	B	36	B	39	B	235	39	B	80	2416.5
81	MAJOGORO MANYASI MWIGUTA	M	38	B	42	A	47	A	29	C	41	A	37	B	234	39	B	82	2482.5
82	HELLEN DANIEL MSANGI	F	38	B	44	A	47	A	31	B	34	B	40	B	234	39	B	82	2482.5
83	GODBLESS JEPHTER SOKA	M	40	B	44	A	42	A	41	A	38	B	28	C	233	39	B	84	2548
84	JUNIOR JAMES KABAMBO	M	40	B	43	A	46	A	33	B	31	B	40	B	233	39	B	84	2548
85	IRENE ASTOPHEL MWAKALASYA	F	37	B	45	A	47	A	35	B	29	C	40	B	233	39	B	84	2548
86	FAITH AMANI URASSA	F	37	B	40	B	43	A	36	B	34	B	42	A	232	39	B	87	2616
87	NAILA IMAN JASMIN	F	41	A	42	A	39	B	38	B	33	B	39	B	232	39	B	87	2616
88	NASRAT MUKAUMBYA SELEMANI	F	40	B	38	B	49	A	34	B	36	B	34	B	231	39	B	88	2687
89	DANIEL PASCHAL LYUBA	M	28	C	38	B	49	A	38	B	37	B	39	B	229	38	B	90	2836

INDEX	NAME	SEX	MATHEMATICS		KISWAHILI		ENGLISH		SCIENCE		SOCIAL STUDIES		CIVIC & MORAL		TOTAL	AVERAGE	OVERALL GRADE	SCH POSITION	OVERALL POSITION
90	JAMES JAMES JOHN	M	41	A	38	B	42	A	38	B	33	B	37	B	229	38	B	90	2836
91	DANIEL MICHAEL MWAKISYALA	M	37	B	40	B	45	A	32	B	36	B	38	B	228	38	B	92	2902.5
92	HAPPY ROYAL LYANGA	F	38	B	41	A	46	A	36	B	27	C	40	B	228	38	B	92	2902.5
93	DORCAS LAWI MAMBOLEO	F	43	A	40	B	48	A	38	B	24	C	34	B	227	38	B	93	2975
94	KELVIN ANDREW MGUNDA	M	39	B	44	A	44	A	34	B	31	B	34	B	226	38	B	95	3051
95	UKENDE NAPEGWA KISEKO	F	31	B	45	A	46	A	34	B	33	B	37	B	226	38	B	95	3051
96	ANGEL RAYMOND MUSHI	F	40	B	42	A	49	A	33	B	28	C	33	B	225	38	B	97	3121
97	KATE KEN SHIV-AIRO	F	37	B	41	A	47	A	31	B	34	B	35	B	225	38	B	97	3121
98	JOYCE JACKSON KIMOMBO	F	34	B	43	A	46	A	34	B	31	B	36	B	224	37	B	99	3187.5
99	SAMIRA SALEHE MUTAI	F	39	B	43	A	40	B	38	B	30	C	34	B	224	37	B	99	3187.5
100	DOREEN EMMANUEL MASSAO	F	33	B	42	A	43	A	31	B	32	B	42	A	223	37	B	100	3250.5
101	CHRISTOPHER MOLISA TADEI	M	36	B	39	B	47	A	36	B	31	B	33	B	222	37	B	101	3309
102	HERIETH DEOGRATIAS MANENO	F	36	B	37	B	47	A	31	B	34	B	35	B	220	37	B	102	3440.5
103	ATHANAS BASILEI SHIRIMA	M	37	B	42	A	42	A	33	B	33	B	32	B	219	37	B	104	3507
104	ZUHURA HAMISI KAHOLLA	F	43	A	45	A	48	A	29	C	25	C	29	C	219	37	B	104	3507
105	CHRISTIAN BARAJA KANG'OMA	M	36	B	37	B	40	B	35	B	37	B	31	B	216	36	B	107	3722
106	JOHNSON FRANK NGOWI	M	41	A	36	B	41	A	35	B	28	C	35	B	216	36	B	107	3722
107	MALCOLM NELSON MMARI	M	39	B	40	B	46	A	35	B	28	C	28	C	216	36	B	107	3722
108	SUZAN DICKSON MUNAKU	F	38	B	40	B	47	A	34	B	25	C	32	B	216	36	B	107	3722
109	ELIA ANTELO SANGA	M	32	B	42	A	41	A	37	B	30	C	33	B	215	36	B	110	3787.5
110	GOVAN MACLOUD LYIMO	M	34	B	46	A	42	A	34	B	26	C	33	B	215	36	B	110	3787.5
111	SABRA ISSA MTEMVU	F	38	B	39	B	48	A	32	B	25	C	33	B	215	36	B	110	3787.5

INDEX	NAME	SEX	MATHEMATICS		KISWAHILI		ENGLISH		SCIENCE		SOCIAL STUDIES		CIVIC & MORAL		TOTAL	AVERAGE	OVERALL GRADE	SCH POSITION	OVERALL POSITION
112	SHEMSA ANSWARI MURSHID	F	25	C	43	A	43	A	32	B	34	B	37	B	214	36	B	112	3844.5
113	NURUGHAIN HAMZA HASAN	F	45	A	43	A	45	A	29	C	20	D	31	B	213	36	B	113	3903.5
114	IBRAHIM ELISANTE TASSENI	M	31	B	41	A	45	A	35	B	27	C	32	B	211	35	B	114	4033.5
115	RUHDANCEY KAWINA KONDE	M	32	B	39	B	49	A	33	B	29	C	28	C	210	35	B	116	4100.5
116	ASHA MUSSA HILARY	F	31	B	42	A	41	A	35	B	29	C	32	B	210	35	B	116	4100.5
117	IRENE ALEX KIMARIO	F	33	B	43	A	44	A	27	C	33	B	30	C	210	35	B	116	4100.5
118	MADELYINE OPTAT MRINA	F	29	C	44	A	46	A	23	C	31	B	36	B	209	35	B	118	4166
119	ELIAH CHEDIEL LWIZA	M	22	C	40	B	45	A	34	B	32	B	35	B	208	35	B	120	4228.5
120	NURDIN HAROUB RASHID	M	38	B	40	B	42	A	30	C	20	D	38	B	208	35	B	120	4228.5
121	BARAKA GILBERT JOHN	M	36	B	35	B	40	B	35	B	26	C	35	B	207	35	B	122	4284.5
122	JOHNSON JACKSON LAIZER	M	38	B	40	B	43	A	30	C	28	C	28	C	207	35	B	122	4284.5
123	SABINA SALUM KUMBIKILA	F	36	B	43	A	39	B	29	C	30	C	30	C	207	35	B	122	4284.5
124	PRECIOUS TITUS MYOVELA	F	32	B	44	A	46	A	29	C	26	C	28	C	205	34	B	124	4389
125	HILDA JEREMIAH MOSHA	F	32	B	42	A	40	B	27	C	26	C	37	B	204	34	B	125	4443.5
126	COLLINS STEVEN ASENGA	M	36	B	35	B	39	B	32	B	27	C	34	B	203	34	B	126	4501
127	SHEDRACK FERDINAND MWACHA	M	41	A	38	B	43	A	30	C	20	D	30	C	202	34	B	127	4558
128	RONNIE DESDERY MCHOMVU	M	33	B	35	B	43	A	27	C	37	B	25	C	200	33	B	129	4674.5
129	LISA ENOCK ANTHONY	F	27	C	35	B	46	A	29	C	32	B	31	B	200	33	B	129	4674.5
130	GILBERT JOHN LYIMO	M	29	C	37	B	39	B	35	B	23	C	36	B	199	33	B	130	4727.5
131	MADELINE GEOFREY SIGONDA	F	36	B	39	B	44	A	28	C	22	C	29	C	198	33	B	132	4770
132	RAHMA MIRAJI MGONGOLWA	F	29	C	38	B	42	A	24	C	30	C	35	B	198	33	B	132	4770
133	GUALBETRO URBAN FERDINAND	M	34	B	42	A	44	A	26	C	23	C	28	C	197	33	B	134	4819

INDEX	NAME	SEX	MATHEMATICS		KISWAHILI		ENGLISH		SCIENCE		SOCIAL STUDIES		CIVIC & MORAL		TOTAL	AVERAGE	OVERALL GRADE	SCH POSITION	OVERALL POSITION
134	ROMAN WILLIAM MSAFIRI	M	25	C	32	B	45	A	25	C	38	B	32	B	197	33	B	134	4819
135	MKAJUNA AHMED BYABATO	F	30	C	40	B	45	A	31	B	19	D	31	B	196	33	B	136	4864
136	PRISCILLAR JOSEPH TEMBA	F	31	B	36	B	44	A	31	B	27	C	27	C	196	33	B	136	4864
137	ABIGAIL ISAAC LUWUNGO	F	38	B	35	B	41	A	26	C	27	C	27	C	194	32	B	138	4940.5
138	PRECIOUS LUSAJO FUBILE	F	28	C	35	B	47	A	26	C	25	C	33	B	194	32	B	138	4940.5
139	SAID KHALFANI ABED	M	29	C	40	B	46	A	24	C	26	C	26	C	191	32	B	139	5068.5
140	EMMANUEL KIJUU NJELEKELA	M	27	C	45	A	47	A	25	C	22	C	23	C	189	32	B	140	5149
141	NASRA JUMA KAZALA	F	28	C	31	B	47	A	26	C	20	D	35	B	187	31	B	141	5223
142	GASPER GEOGRE SATTU	M	34	B	37	B	45	A	23	C	21	C	25	C	185	31	B	143	5296.5
143	PURITY ALEX MSISI	F	29	C	35	B	46	A	24	C	23	C	28	C	185	31	B	143	5296.5
144	CASILDA CHRISTIAN LAMOSAI	F	23	C	37	B	44	A	29	C	19	D	25	C	177	30	C	144	5575.5
145	JESCA MELCHZEDECK MALLYA	F	25	C	32	B	43	A	25	C	25	C	25	C	175	29	C	145	5632
146	VIVIAN AMBWENE MSIGWA	F	34	B	35	B	37	B	23	C	17	D	23	C	169	28	C	146	5801
147	CAREEN DEODATUS TEMBA	F	22	C	24	C	40	B	32	B	19	D	24	C	161	27	C	147	5983